
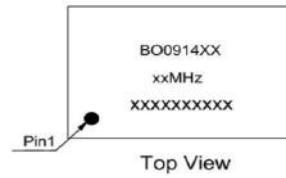
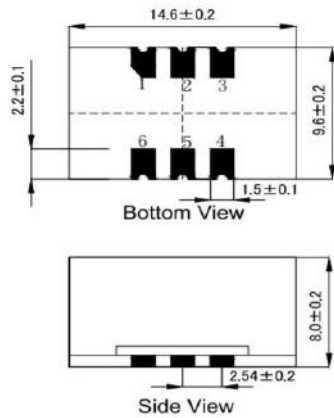


Features		Applications				
<ul style="list-style-type: none"> ● Ultra Stable ● Wide Temperature Range ● SMD(14.0mm*9.0mm) 		<ul style="list-style-type: none"> ● Base Stations ● Instrumentations ● Others 				
						
BO0914L Specifications						
Parameter	Value			Unit	Conditions	
	Min.	Typ.	Max.			
Supply Voltage	-	3.3	-	V	V _{cc} ±5%	
	-	5.0	-	V	V _{cc} ±5%	
Power Consumption	-	-	3.0	W		
	-	-	1.0	W		
Frequency Range	5~50			MHz		
Nominal Frequency	10			MHz		
Initial Frequency Tolerance	-	-	±100	ppb	At shipment, nominal EFC, +25°C	
Freq. Stability Vs. Temp.	-	-	±3	ppb	-40°C ~ +70°C	
	-	-	±5	ppb	-55°C ~ +85°C	
Sine Wave	Output Level	7	-	-	dBm	
	Harmonious	-	-	-40	dBc	
	Spurious	-	-	-70	dBc	
	Load	-	50	-	Ω	
HCMOS	V _{OH}	2.4	-	-	V	HCMOS Output, Load=15pf
	V _{OL}	-	-	0.4	V	HCMOS Output, Load=15pf
	Duty Cycle	45	-	55	%	(V _{OH} - V _{OL})/2
	Rise/Fall edge	-	-	6	ns	HCMOS Output, Load=15pf
	Load	-	15	-	pf	
Short-term Stability@10MHz	-	-	1×10-11	ppb/s	After 60 mins of operation	
Supply Sensitivity	-	-	±2.0	ppb	V _{cc} ±5%	
Load Sensitivity	-	-	±2.0		Load±5%	
Aging per Day	-	-	±1.0		After 30 days of operation	
Aging per Year	-	-	±500		After 30 days of operation	
SSB Phase Noise @10MHz	-	-	-120	dBc/Hz	Offset 10Hz	
	-	-	-140		Offset 100Hz	
	-	-	-150		Offset 1kHz	
	-	-	-155		Offset 10kHz	
	-	-	-155		Offset 100kHz	
Control Voltage Range	0	-	3	V	3.3V	
	0	-	5			
Frequency Tuning Range	±0.5	-	-	ppm		
Tuning Slope	Positive					
Input impedance	100			KΩ		
Environmental Conditions						
Operating Temperature Range	-55°C~+105°C					
Storage Temperature Range	-60°C~+110°C					

Outline Dimension & Pin Connections




PIN FUNCTIONS	
1	Vcon/NC
2	NC
3	GND
4	Fout
5	NC
6	VCC

Reliability

Parameter	Condition
Temperature Stress Test	IEC60068, GJB360B
Mechanical Stress Test	IEC60068, GJB360B
EMC Test (ESD)	IEC61000, JESD22
Solder Ability	EIA/JESD22-B102-C
RoHS	RoHS Directive 2011/65/EU Annex II Recasting 2002/95/EC

Ordering Guide

BO 0914 L X X X XXX X X XX.XX



Example: BO0914LH5C107DN10

Disclaimer

XtalTQ Technologies Co., Limited reserves the right to make changes to the product(s) and/or information contained herein without notice. No liability is assumed as a result of their use or application. No rights under any patent accompany the sale of any such product(s) or information.